

# 41 200m Butterfly Men Final











Official

☰ Qualified   ☰ Heats   🏊 Summary

## 1 Final 13 years

Official





heat Started at: 05:32 PM (- 5 min)

Lane	Competitor	Age	Club	RT	PTS	Rank	Result
2	 Mason Jackson	13	 Papa...			5	3:00.04 Entry: 3:13.25
	50m: 39.14      100m: 1:24.09 (44.95)      150m: 2:11.11 (47.02) 200m: 3:00.04 (48.93)						
3	 Tim Zhao	13	 Trito...			4	2:47.99 Entry: 2:50.38
	50m: 36.39      100m: 1:18.74 (42.35)      150m: 2:02.77 (44.03) 200m: 2:47.99 (45.22)						
4	 Frank Koy	13	 Hamil...			1	2:31.14 Entry: 2:39.28
	50m: 33.17      100m: 1:11.57 (38.40)      150m: 1:51.59 (40.02) 200m: 2:31.14 (39.55)						
5	 Ryan Zhou	13	 Unite...			2	2:31.22 Entry: 2:43.06
	50m: 32.90      100m: 1:11.36 (38.46)      150m: 1:53.02 (41.66) 200m: 2:31.22 (38.20)						
6	 Kaeto Sasamoto	13	 Enter...			3	2:46.73 Entry: 2:50.43
	50m: 34.71      100m: 1:16.39 (41.68)      150m: 2:01.37 (44.98) 200m: 2:46.73 (45.36)						

## 2 Final 14 years

Official


heat Started at: 05:36 PM (- 6 min)

Lane	Competitor	Age	Club	RT	PTS	Rank	Result
4	 Nico Thompson	14	 Ashb...			1	2:26.78 Entry: 2:29.28
	50m: 30.83      100m: 1:06.79 (35.96)      150m: 1:45.69 (38.90) 200m: 2:26.78 (41.09)						
5	 Will Parsons	14	 Ice B...			2	2:34.16 Entry: 2:39.36
	50m: 33.17      100m: 1:12.61 (39.44)      150m: 1:53.05 (40.44) 200m: 2:34.16 (41.11)						

## 3 Final 15 years

Official

heat Started at: 05:40 PM (- 7 min)

Lane	Competitor	Age	Club	RT	PTS	Rank	Result
3	 Oliver Goodfellow	15	 Swi...			4	2:37.75 Entry: 2:39.21
	50m: 33.96      100m: 1:13.14 (39.18)      150m: 1:54.75 (41.61) 200m: 2:37.75 (43.00)						
4	 Luke Biggar	15	 Muri...			1	2:20.24 Entry: 2:27.06
	50m: 30.80      100m: 1:06.18 (35.38)      150m: 1:42.96 (36.78) 200m: 2:20.24 (37.28)						

<b>5</b>	Cole Fougere	15	Unite...	<b>2</b>	<b>2:25.70</b> Entry: 2:33.20
	50m: 31.32	100m: 1:06.83 (35.51)	150m: 1:44.98 (38.15)		
	200m: 2:25.70 (40.72)				
<b>6</b>	Nathan Whitehead	15	Aqua...	<b>3</b>	<b>2:34.11</b> Entry: 2:39.82
	50m: 31.50	100m: 1:10.94 (39.44)	150m: 1:52.61 (41.67)		
	200m: 2:34.11 (41.50)				

<b>4 heat</b>		<b>Final 16-109 years</b>					<b>Official</b>	
Started at: 05:43 PM (- 8 min)								
Lane	Competitor	Age	Club	RT	PTS	Rank	Result	
<b>2</b>	Finlay McNabb	16	Blen...			<b>4</b>	<b>2:28.74</b> Entry: 2:45.56	
	50m: 30.85	100m: 1:06.43 (35.58)	150m: 1:45.17 (38.74)					
	200m: 2:28.74 (43.57)							
<b>3</b>	Theo Weatherley	18	Enter...			<b>2</b>	<b>2:22.38</b> Entry: 2:33.79	
	50m: 29.40	100m: 1:05.74 (36.34)	150m: 1:44.54 (38.80)					
	200m: 2:22.38 (37.84)							
<b>4</b>	Remy Burns	17	Puke...			<b>1</b>	<b>2:21.00</b> Entry: 2:27.58	
	50m: 29.46	100m: 1:04.11 (34.65)	150m: 1:41.80 (37.69)					
	200m: 2:21.00 (39.20)							
<b>5</b>	Ethan Doidge	17	Papa...			<b>3</b>	<b>2:27.42</b> Entry: 2:33.20	
	50m: 32.91	100m: 1:09.85 (36.94)	150m: 1:48.94 (39.09)					
	200m: 2:27.42 (38.48)							
<b>6</b>	Chase Banks	17	Nels...			<b>5</b>	<b>2:34.90</b> Entry: 2:39.99	
	50m: 31.41	100m: 1:10.62 (39.21)	150m: 1:53.13 (42.51)					
	200m: 2:34.90 (41.77)							